

# 10U POOLS

Win = 1 Point, Tie = 1/2 Point, Loss = 0 Point

## Points/Runs Allowed

<u>Pool A</u>	Game 1	Game 2	Game 3	Totals	Seed
1. KV Storm	0/2	1/3	0/10	1/15	3
2. Huntley Hurricanes	1/0	1/0	1/1	3/1	1
3. Stateline Starz	1/3	0/5	1/4	2/12	2
4. St. Charles Comets	0/13	0/4	0/15	0/32	4

<u>Pool B</u>	Game 1	Game 2	Game 3	Totals	Seed
1. Carol Stream Storm	0/12	0/12	0/11	0/35	4
2. Wasco Diamonds	1/0	1/0	1/3	3/3	1
3. DeKalb Hurricanes	0/10	0/16	1/2	1/28	3
4. Cary Crush	1/2	1/0	0/13	2/15	2

# 12U POOLS

Win = 1 Point, Tie = 1/2 Point, Loss = 0 Point

## Points/Runs Allowed

<u>Pool C</u>	Game 1	Game 2	Game 3	Totals	Seed
1. KV Storm	1/2	1/1	0/6	2/9	2
2. Rochelle Vipers	0/13	1/2 /5	1/0	1 1/2 /18	3
3. Cary Crush White	1/4	1/2 /5	1/5	2 1/2 /14	1
4. Northern Illinois Thunder	0/9	0/11	0/10	0/30	4

<u>Pool D</u>	Game 1	Game 2	Game 3	Totals	Seed
1. Triple Play USA	1/0	1/2	1/0	3/2	1
2. Roselle Rampage	0/19	0/14	0/6	0/29	4
3. Aurora Raiders	0/13	1/0	0/7	1/20	3
4. Wasco Diamonds	1/4	0/10	1/4	2/18	2

<u>Pool E</u>	Game 1	Game 2	Game 3	Totals	Seed
1. Cary Crush Blue	1/3	0/11	1/4	2/18	2
2. Fox Valley Renegades	0/11	1/8	0/10	1/29	3
3. Rockford Adrenaline	0/15	0/12	0/12	0/39	4
4. Geneva Foxes	1/7	1/8	1/5	3/20	1

<u>Pool F</u>	Game 1	Game 2	Game 3	Totals	Seed
1. Huntley Hurricanes	0/14	1/0	1/1	2/15	2
2. Triple Play Express	1/0	1/0	1/0	3/0	1
3. Illinois Valley Aftershock	1/0	0/12	0/11	1/23	3
4. Plainfield Twisters Blue	0/7	0/7	0/7	0/21	4

# 14U POOLS

Win = 1 Point, Tie = 1/2 Point, Loss = 0 Point

## Points/Runs Allowed

<u>Pool G</u>	Game 1	Game 2	Game 3	Totals	Seed
1. KV Storm- DD	0/10	1/0	0/10	1/20	3
2. Illinois Thunder	1/0	1/0	1/0	3/0	1
3. Schaumburg Sluggers	1/4	0/8	1/2	2/14	2
4. LYAA Wauconda Wildcats	0/6	0/10	0/5	0/21	4

<u>Pool H</u>	Game 1	Game 2	Game 3	Totals	Seed
1. Wasco Diamonds 94	1/2	1/1	1/3	3/6	1
2. Triple Play USA	0/12	0/8	0/5	0/25	4
3. Fox Valley Renegades	1/4	1/0	0/11	2/15	2
4. Chicago Outburst	0/5	0/5	1/4	1/14	3

<u>Pool J</u>	Game 1	Game 2	Game 3	Totals	Seed
1. KV Storm- SW	1/1	1/2	1/2	3/5	1
2. Downers Grove Outlaws	0/5	1/2	1/3	2/10	2
3. Bartlett Hawks Blue	0/6	0/4	0/11	0/21	4
4. Rockford Adrenaline	1/4	0/10	0/4	1/18	3

<u>Pool K</u>	Game 1	Game 2	Game 3	Totals	Seed
1. Cary Crush	0/7	0/8	0/10	0/25	4
2. Lake County Glory	1/4	1/5	0/4	2/13	2
3. Rochelle Vipers	0/10	0/6	1/7	1/23	3
4. Wasco Diamonds 95	1/4	1/0	1/2	3/6	1

## 16U POOLS

Win = 1 Point, Tie = 1/2 Point, Loss = 0 Point

### Points/Runs Allowed

<u>Pool L</u>	Game 1	Game 2	Game 3	Totals	Seed
1. KV Storm CO	0/8	0/5	0/11	0/24	4
2. DG Outlaws JT	1/7	0/10	1/2	2/19	2
3. 92 Rage	1/2	1/4	1/1	3/7	1
4. Aurora Raiders KK	0/12	1/3	0/11	1/26	3

<u>Pool M</u>	Game 1	Game 2	Game 3	Totals	Seed
1. Northern Illinois Lightning	1/1	0/5	0/9	1/15	4
2. Mt. Prospect Power	0/2	1/0	1/1	2/3	1
3. Rock River Rebels	0/8	0/3	1/1	1/12	3
4. Fox Valley Renegades	1/0	1/4	0/9	2/13	2

<u>Pool N</u>	Game 1	Game 2	Game 3	Totals	Seed
1. KV Storm BB	1/2	1/1	1/1	3/4	1
2. BRW Blast	0/12	0/10	1/2	1/24	3
3. Stone City Sharks	1/2	1/0	0/2	2/4	2
4. DG Outlaws TT	0/3	0/6	0/5	0/14	4

<u>Pool P</u>	Game 1	Game 2	Game 3	Totals	Seed
1. Aurora Raiders OE	1/0	1/1	1/2 /1	2 1/2 / 2	1
2. Twin City T-Birds	0/12	0/12	0/23	0/47	4
3. Roselle Rampage	1/2	1/2	1/2 /1	2 1/2 / 5	2
4. VooDoo Fastpitch	0/10	0/13	1/0	1/23	3

<u>Pool Q</u>	Game 1	Game 2	Game 3	Totals	Seed
1. Bartlett Hawks	1/3	1/0	1/2 /2	2 1/2 / 5	1
2. Glen Ellyn Phillies White	0/4	0/13	1/3	1/20	3
3. Aurora Raiders RL	1/3	1/3	1/2 /2	2 1/2 / 8	2
4. Illinois Valley Aftershock	0/11	0/8	0/4	0/23	4

# 18U POOLS


Win = 1 Point, Tie = 1/2 Point, Loss = 0 Point

## Points/Runs Allowed

<u>Pool R</u>	Game 1	Game 2	Game 3	Totals	Seed
1. Fox Valley Renegades	1/2	0/4	1/0	2/6	2
2. DG Outlaws TW	0/3	1/0	1/3	2/6	1
3. DG DOLLS Rebels	1/5	0/12	0/8	1/25	5
4. DuPage Diamond Dawgs	0/6	1/3	1/0	2/9	3
5. Chicago Outburst	0/12	0/12	0/10	0/34	6
6. St. Charles Comets	1/0	1/1	0/16	2/17	4

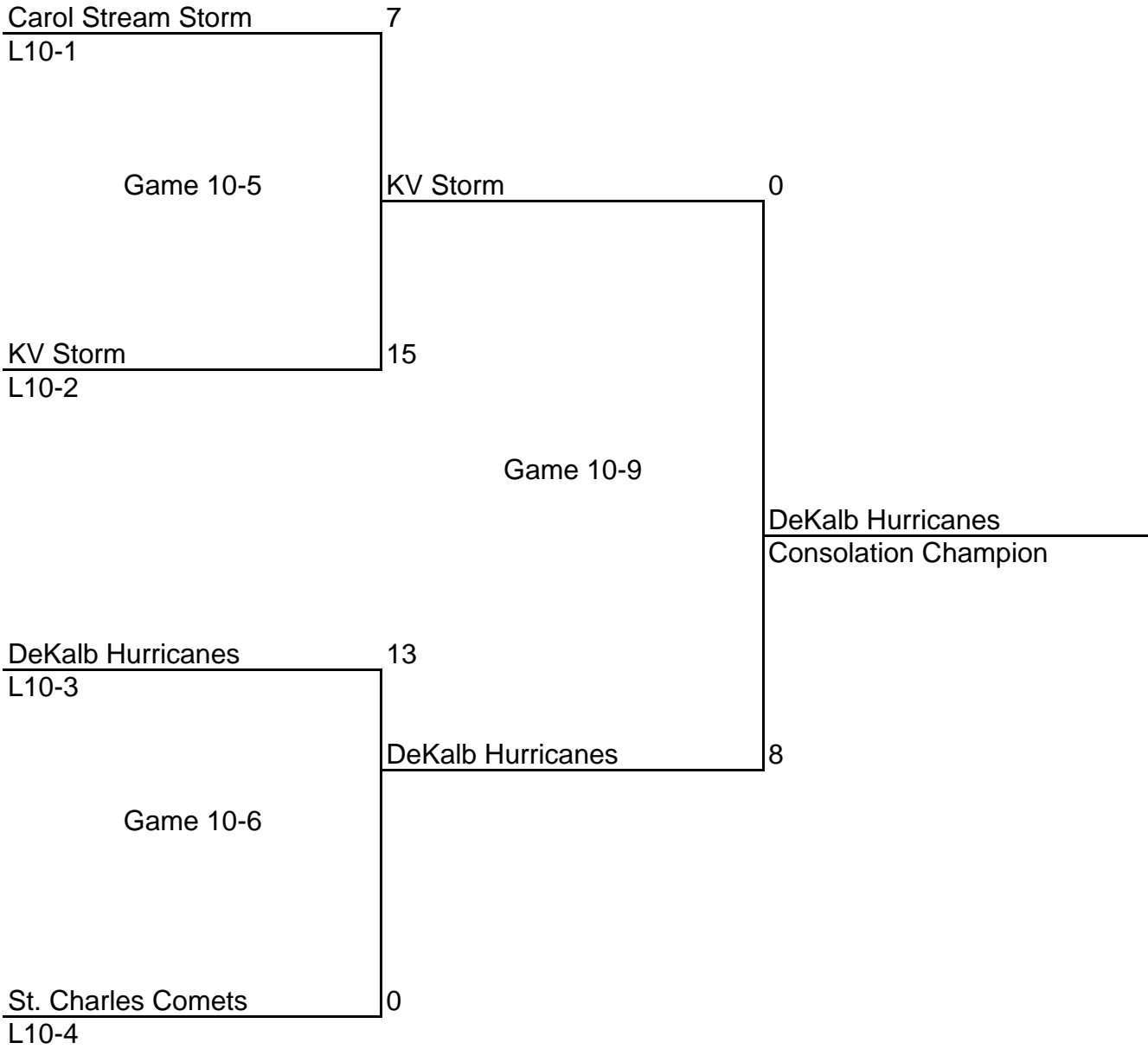
<u>Pool S</u>	Game 1	Game 2	Game 3	Totals	Seed
1. KV Storm	1/0	0/4	0/6	1/10	3
2. McHenry County Heatwave	0/3	1/5	0/2	1/10	4
3. Prairie Hurricanes	1/4	1/0	1/5	3/9	1
4. Lisle Slammers	0/5	1/3	1/3	2/11	2
5. Palatine Vikings	1/4	0/8	0/6	1/18	6
6. Mt. Prospect Power	0/5	0/9	1/1	1/15	5

# 2009 Storm Dayz 10U Championship Bracket







# 10U Consolation Bracket



# 2009 Storm Day 12U Championship Bracket



# Consolation Bracket



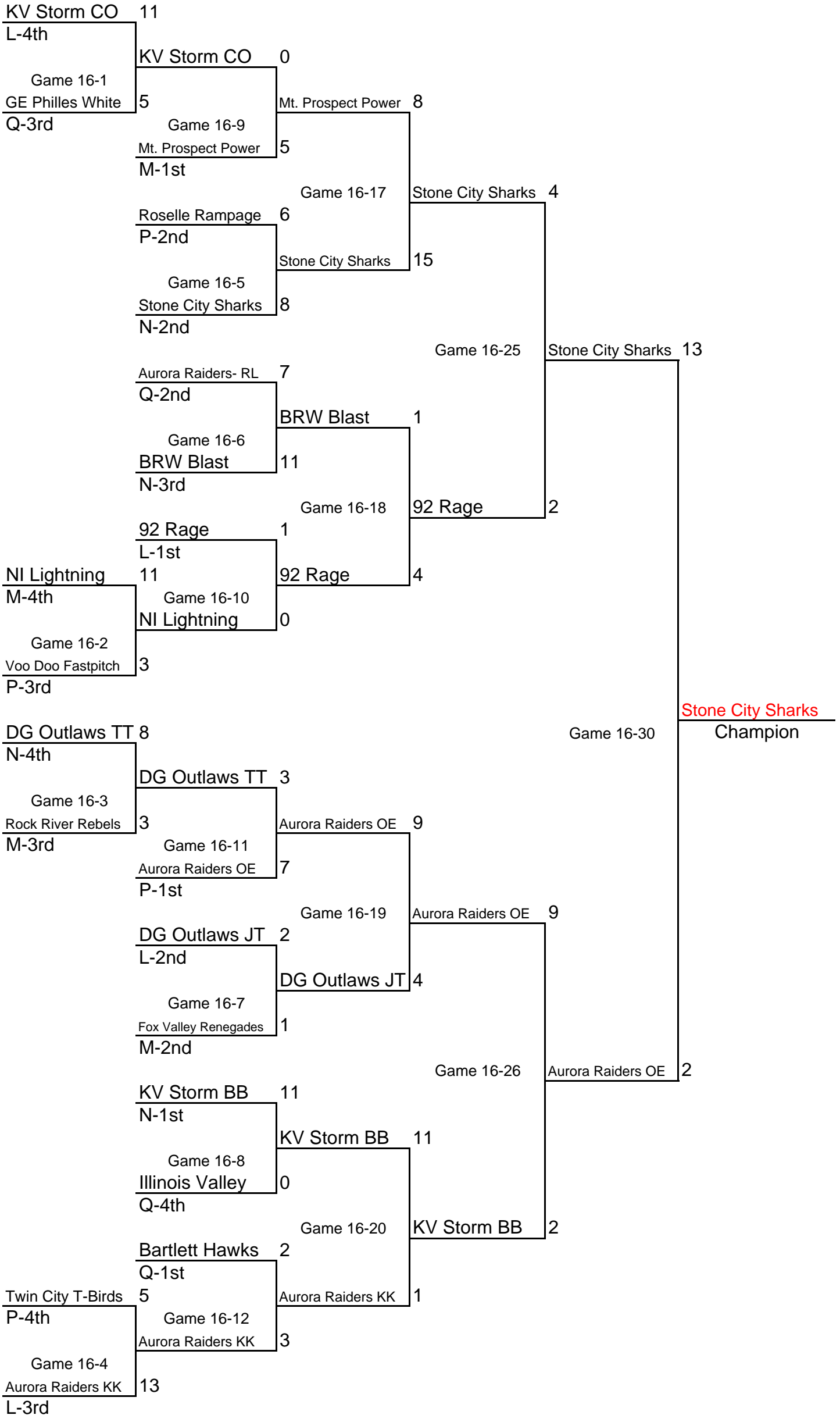
# 2009 Storm Dayz 14U Championship Bracket



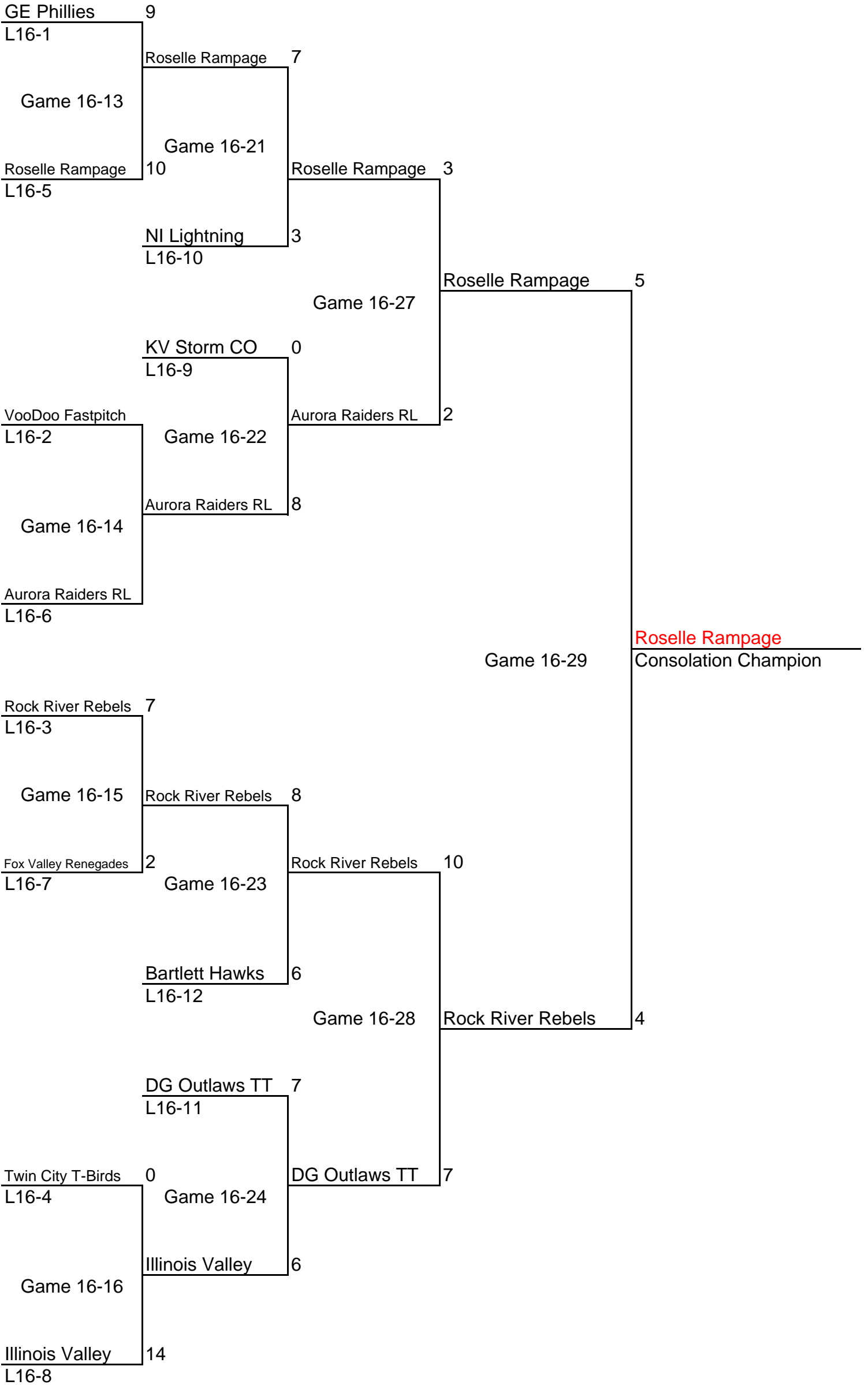
# Consolation Bracket




# 2009 Storm Dayz 16U Championship Bracket



# 16U Consolation Bracket



# 2009 Storm Dayz 18U Championship Bracket



# 18U Consolation Bracket

